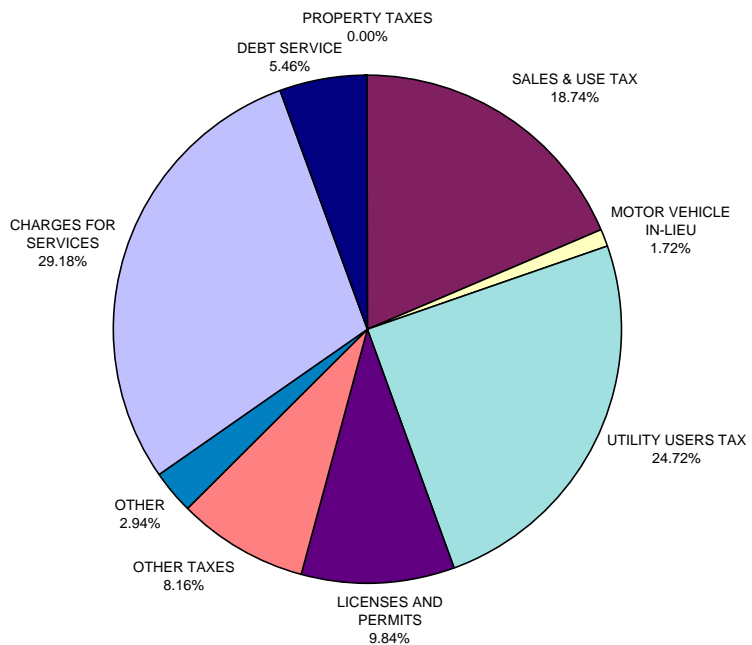


CITY OF PORTERVILLE

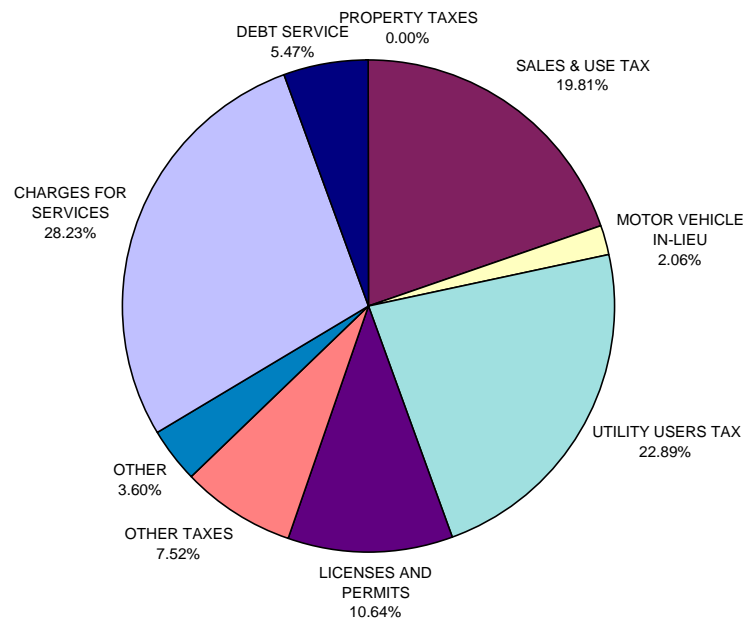
**REVENUE STATUS REPORT - GENERAL FUND
FOR THE THREE MONTHS ENDED
SEPTEMBER 30, 2009 AND SEPTEMBER 30, 2008**

<u>REVENUE SOURCE</u>	<u>2009-2010 ESTIMATED REVENUE</u>	<u>2009-2010 YEAR-TO-DATE REVENUE</u>	<u>% OF ESTIMATE</u>	<u>2008-2009 ESTIMATED REVENUE</u>	<u>2008-2009 YEAR-TO-DATE REVENUE</u>	<u>% OF ESTIMATE</u>
PROPERTY TAXES	\$ 7,320,948	\$		\$ 7,275,000	\$	
OTHER TAXES:						
SALES AND USE TAX	3,803,845	574,602	15.11%	3,700,000	659,102	17.81%
UTILITY USERS TAX	3,854,381	758,237	19.67%	3,750,000	761,536	20.31%
TRANSIENT OCCUPANCY TAX	325,000			350,000		
PROPERTY TRANSFER TAX	85,000			100,000		
FRANCHISE TAX	1,551,137	250,291	16.14%	1,551,137	250,291	16.14%
SALES TAX - PUBLIC SAFETY	150,000			150,000		
LICENSES AND PERMITS:						
BUSINESS LICENSES	418,650	185,573	44.33%	423,150	199,111	47.05%
CONSTRUCTION PERMITS	490,000	116,305	23.74%	480,000	154,920	32.28%
REVENUE FROM AGENCIES-TAXES:						
MOTOR VEHICLE IN-LIEU TAX	480,000	29,511	6.15%	250,000	60,910	24.36%
OTHER TAXES	32,000			30,000		
REVENUE FROM AGENCIES-GRANTS	132,179	14,975	11.33%	698,052	30,321	4.34%
USE OF MONEY AND PROPERTY	171,601	54,534	31.78%	300,001	59,771	19.92%
FINES AND FORFEITURES	69,000	987	1.43%	55,000		
CHARGES FOR SERVICES:						
PLANNING AND ENGINEERING	137,500	26,532	19.30%	160,100	44,489	27.79%
POLICE	232,000	41,547	17.91%	221,200	35,909	16.23%
FIRE	19,000	6,345	33.40%	24,200	13,248	54.74%
LIBRARY	35,000	9,288	26.54%	33,000	10,588	32.09%
RECREATIONAL	1,329,000	375,604	28.26%	1,285,500	334,854	26.05%
INTERDEPARTMENTAL	1,587,170	435,530	27.44%	1,750,000	499,644	28.55%
OTHER	500			2,000	500	25.00%
OTHER REVENUES	<u>81,000</u>	<u>19,647</u>	24.26%	<u>144,365</u>	<u>29,552</u>	20.47%
SUBTOTALS	\$ 22,304,911	\$ 2,899,506	13.00%	\$ 22,732,705	\$ 3,144,745	13.83%
DEBT SERVICE TRANSFERS	<u>669,894</u>	<u>167,474</u>	25.00%	<u>727,500</u>	<u>181,875</u>	25.00%
TOTALS	<u>\$ 22,974,805</u>	<u>\$ 3,066,980</u>	13.35%	<u>\$ 23,460,205</u>	<u>\$ 3,326,620</u>	14.18%

**CITY OF PORTERVILLE
GENERAL FUND REVENUES
Three Months Ended September 30, 2009**



**CITY OF PORTERVILLE
GENERAL FUND REVENUES
Three Months Ended September 30, 2008**

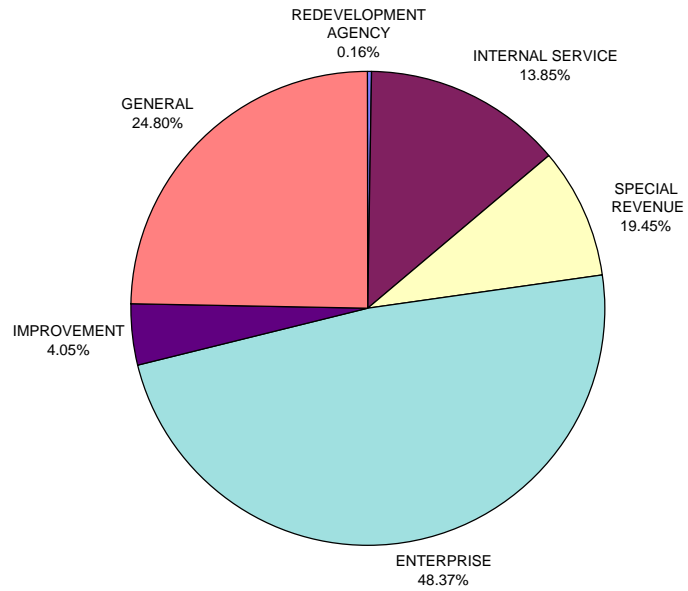


CITY OF PORTERVILLE

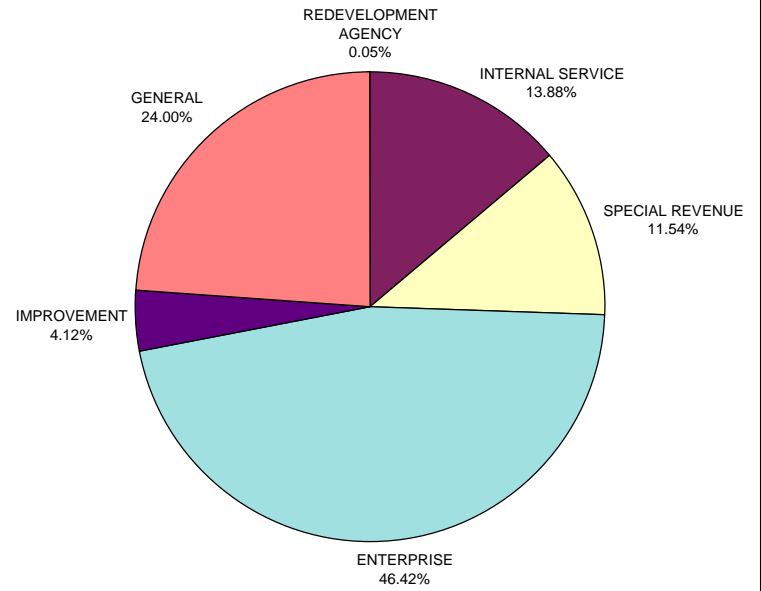
**REVENUE STATUS REPORT - ALL OTHER FUNDS
FOR THE THREE MONTHS ENDED
SEPTEMBER 30, 2009 AND SEPTEMBER 30, 2008**

<u>REVENUE SOURCE</u>	<u>2009-2010 ESTIMATED REVENUE</u>	<u>2009-2010 YEAR-TO-DATE REVENUE</u>	<u>% OF ESTIMATE</u>	<u>2008-2009 ESTIMATED REVENUE</u>	<u>2008-2009 YEAR-TO-DATE REVENUE</u>	<u>% OF ESTIMATE</u>
MEASURE H SALES TAX	\$ 2,850,000	\$ 458,903	16.1%	\$ 2,850,000	\$ 517,264	18.1%
REDEVELOPMENT AGENCY	1,193,009	18,317	1.5%	1,119,090	6,720	0.6%
SPECIAL GAS TAX	1,881,700	165,998	8.8%	3,284,700	144,393	4.4%
LOCAL TRANSPORTATION FUNDS (LTF)	6,420,000	183,785	2.9%	6,556,181	401,732	6.1%
TRAFFIC SAFETY FUND	160,200	75	0.0%	125,100	49	0.0%
ZALUD ESTATE	7,500	3,551	47.3%	6,000	628	10.5%
COMMUNITY DEVELOPMENT BLOCK GRANT	2,415,416	63,388	2.6%	1,982,102	161,252	8.1%
TRANSIT	4,446,554	627,599	14.1%	3,435,759	378,997	11.0%
SPECIAL SAFETY GRANTS	239,550	9,468	4.0%	102,000	91	0.1%
SEWER OPERATING	6,420,304	1,794,714	28.0%	6,796,950	1,698,387	25.0%
REFUSE REMOVAL	5,449,450	1,271,682	23.3%	5,510,251	1,271,802	23.1%
AIRPORT OPERATIONS	1,334,050	322,105	24.1%	1,700,350	945,233	55.6%
GOLF COURSE	310,398	71,016	22.9%	306,999	89,416	29.1%
WATER OPERATING	5,056,365	1,565,575	31.0%	4,963,610	1,697,464	34.2%
RISK MANAGEMENT	4,038,915	1,076,525	26.7%	3,816,500	1,112,534	29.2%
EQUIPMENT MAINTENANCE	# 2,300,320	542,617	23.6%	2,359,785	706,103	29.9%
LANDSCAPE MAINTENANCE DISTRICT	216,000	261	0.1%	238,199		
WATER REPLACEMENT	493,744	68,969	14.0%	583,162	116,504	20.0%
SOLID WASTE RESERVE	572,742	147,358	25.7%	540,000	129,562	24.0%
SEWER REVOLVING	272,860	39,392	14.4%	325,000	57,990	17.8%
TRANSPORTATION DEVELOPMENT	210,000	88,431	42.1%	625,000	166,028	26.6%
PARK DEVELOPMENT	50,000	21,096	42.2%	81,000	15,606	19.3%
TREATMENT PLANT RESERVE	672,680	217,333	32.3%	882,000	235,219	26.7%
STORM DRAIN DEVELOPMENT	160,000	25,543	16.0%	440,000	100,751	22.9%
BUILDING CONSTRUCTION	50,000	9,442	18.9%	50,000	4,885	9.8%
TOTALS	\$ <u>47,221,757</u>	\$ <u>8,793,144</u>	18.6%	\$ <u>48,679,738</u>	\$ <u>9,958,610</u>	20.5%

**CITY OF PORTERVILLE
REVENUE BY FUND TYPE
Three Months Ended September 30, 2009**



**CITY OF PORTERVILLE
REVENUE BY FUND TYPE
Three Months Ended September 30, 2008**

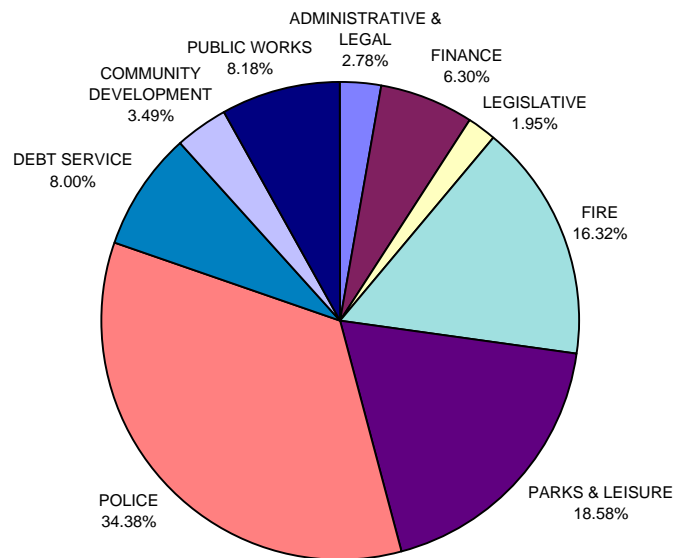


CITY OF PORTERVILLE

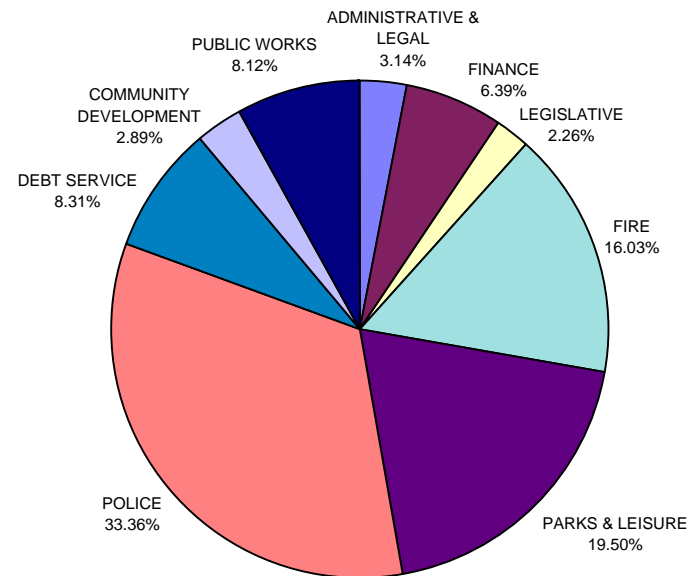
**EXPENDITURE STATUS REPORT - GENERAL FUND
FOR THE THREE MONTHS ENDED
SEPTEMBER 30, 2009 AND SEPTEMBER 30, 2008**

	2009-2010 AMENDED APPROP	2009-2010 YEAR-TO-DATE EXPEND	% OF APPROP	2008-2009 AMENDED APPROP	2008-2009 YEAR-TO-DATE EXPEND	% OF APPROP
LEGISLATIVE:						
CITY COUNCIL	\$ 186,474	\$ 35,515	19.0%	\$ 203,885	\$ 19,741	9.7%
COMMUNITY PROMOTION	196,258	76,061	38.8%	232,240	104,495	45.0%
ADMINISTRATIVE & LEGAL:						
CITY MANAGER	244,441	60,116	24.6%	285,461	63,904	22.4%
CITY CLERK	184,876	33,203	18.0%	222,806	39,838	17.9%
HUMAN RESOURCES	219,847	32,915	15.0%	232,345	40,256	17.3%
CITY ATTORNEY	165,000	32,597	19.8%	180,000	28,510	15.8%
FINANCE:						
FINANCE & ACCOUNTING	731,216	170,917	23.4%	716,189	147,189	20.6%
INFORMATION SERVICES	367,730	99,334	27.0%	372,978	95,501	25.6%
ADMINISTRATIVE SERVICES	413,666	89,464	21.6%	413,666	107,786	26.1%
POLICE PROTECTION	7,923,828	1,962,870	24.8%	7,531,699	1,829,911	24.3%
FIRE PROTECTION	3,660,695	931,462	25.4%	3,602,801	879,155	24.4%
COMMUNITY DEVELOPMENT:						
PLANNING & ZONING	516,040	130,454	25.3%	510,060	124,178	24.3%
ECONOMIC DEVELOPMENT	285,606	68,993	24.2%	252,649	34,116	13.5%
PUBLIC WORKS:						
ENGINEERING & BUILDING	960,221	205,396	21.4%	921,702	185,042	20.1%
STREET MAINTENANCE	403,375	96,266	23.9%	388,003	97,109	25.0%
SIGNALS, SIGNING & STRIPING	355,180	61,726	17.4%	339,714	60,970	17.9%
STREET LIGHTING	404,328	80,795	20.0%	450,550	73,548	16.3%
STORM DRAINS	90,017	14,801	16.4%	102,400	21,724	21.2%
PARKING LOTS	47,154	8,213	17.4%	47,142	6,973	14.8%
PARKS & LEISURE:						
PARK MAINTENANCE & OPERATION	1,731,398	407,815	23.6%	1,838,098	421,090	22.9%
STREET TREES & PARKWAYS	251,805	50,516	20.1%	256,006	38,390	15.0%
COMMUNITY CENTERS	241,023	59,943	24.9%	244,851	58,860	24.0%
LEISURE SERVICES	236,596	48,827	20.6%	229,575	66,780	29.1%
LEISURE SERVICES - SPECIAL PROG	1,235,260	253,869	20.6%	1,175,720	219,059	18.6%
SWIMMING POOL	161,643	83,359	51.6%	158,583	73,518	46.4%
LIBRARY OPERATIONS	634,159	149,053	23.5%	615,425	183,896	29.9%
SPECIAL PROJECTS	46,487	7,615	16.4%	50,165	8,183	16.3%
 SUB TOTALS	\$ 21,894,323	\$ 5,252,092	24.0%	\$ 21,574,713	\$ 5,029,719	23.3%
 DEBT SERVICE	1,827,584	456,896	25.0%	1,823,504	455,876	25.0%
	\$ <u>23,721,907</u>	\$ <u>5,708,988</u>	24.1%	\$ <u>23,398,217</u>	\$ <u>5,485,595</u>	23.4%

**CITY OF PORTERVILLE
GENERAL FUND EXPENDITURES
Three Months Ended September 30, 2009**



**CITY OF PORTERVILLE
GENERAL FUND EXPENDITURES
Three Months Ended September 30, 2008**

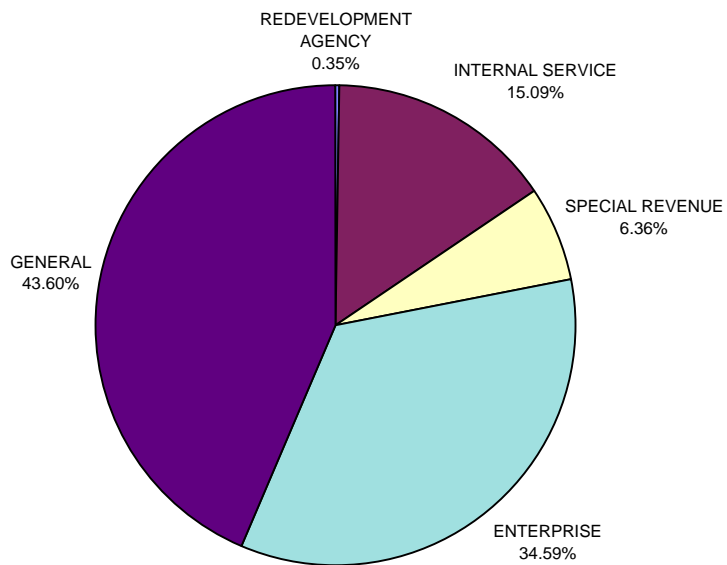


CITY OF PORTERVILLE

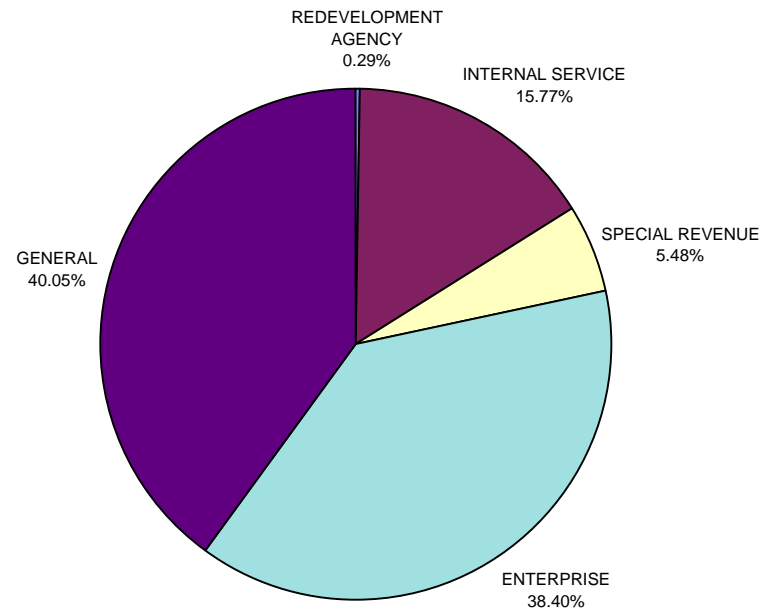
**EXPENDITURE STATUS REPORT - ALL OTHER FUNDS
FOR THE THREE MONTHS ENDED
SEPTEMBER 30, 2009 AND SEPTEMBER 30, 2008**

	2009-2010 AMENDED <u>APPROP</u>	2009-2010 YEAR-TO-DATE <u>EXPEND</u>	% OF <u>APPROP</u>	2008-2009 AMENDED <u>APPROP</u>	2008-2009 YEAR-TO-DATE <u>EXPEND</u>	% OF <u>ACTUAL</u>
MEASURE H SALES TAX	\$ 2,562,566	\$ 580,368	22.6%	\$ 2,679,949	\$ 616,856	23.0%
REDEVELOPMENT AGENCY	1,356,049	42,223	3.1%	1,056,076	36,880	3.5%
ZALUD ESTATE	26,208	5,552	21.2%	31,292	6,982	22.3%
COMMUNITY DEVELOPMENT BLOCK GRANT	481,973	33,964	7.0%	482,841	32,783	6.8%
TRANSIT	4,052,037	418,649	10.3%	2,846,572	476,158	16.7%
SPECIAL SAFETY GRANTS	420,821	103,082	24.5%	166,003	1,359	0.8%
SEWER OPERATING	5,277,667	1,181,766	22.4%	5,924,539	1,284,235	21.7%
REFUSE REMOVAL	5,428,038	1,177,958	21.7%	5,409,828	1,276,783	23.6%
AIRPORT	1,330,358	275,818	20.7%	1,694,933	671,089	39.6%
GOLF COURSE	385,355	99,580	25.8%	375,999	86,166	22.9%
WATER OPERATING	4,711,578	1,006,914	21.4%	4,436,156	1,021,806	23.0%
RISK MANAGEMENT	4,416,813	1,321,547	29.9%	3,681,150	1,414,515	38.4%
EQUIPMENT MAINTENANCE	2,281,434	496,529	21.8%	2,316,949	566,562	24.5%
LANDSCAPE MAINTENANCE DISTRICT	215,764	49,270	22.8%	216,020	37,682	17.4%
TOTALS	\$ <u>32,946,661</u>	\$ <u>6,793,218</u>	20.6%	\$ <u>31,318,307</u>	\$ <u>7,529,857</u>	24.0%

**CITY OF PORTERVILLE
EXPENDITURES BY FUND TYPE
Three Months Ended September 30, 2009**



**CITY OF PORTERVILLE
EXPENDITURES BY FUND TYPE
Three Months Ended September 30, 2008**



CITY OF PORTERVILLE
INTERIM PERFORMANCE REPORT - MEASURE H
For the Three Months Ended September 30, 2009 and September 30, 2008

	<u>FY 2009-10</u>	<u>FY 2008-09</u>
REVENUES	\$ <u>458,903</u>	\$ <u>517,264</u>
EXPENDITURES		
Police Department	290,375	277,745
Fire Department	208,433	253,738
Library & Literacy	81,560	85,374
Capital Projects	<u>28,813</u>	<u>0</u>
TOTAL EXPENDITURES	<u>609,181</u>	<u>616,856</u>
REVENUE OVER/(UNDER) EXPENDITURES	\$ <u><u>(150,278)</u></u>	\$ <u><u>(99,592)</u></u>

CITY OF PORTERVILLE
INTERIM PERFORMANCE REPORT - ENTERPRISE FUNDS
For the Three Months Ended September 30, 2009 and September 30, 2008

<u>FUND</u>	<u>REVENUES</u>	<u>EXPENSES</u>	<u>9/30/2009 NET PROFIT (LOSS)</u>	<u>9/30/2008 NET PROFIT (LOSS)</u>
Zalud Estate	\$ 3,551	\$ (5,552)	\$ (2,001)	\$ (6,354)
Sewer Operating	1,794,714	(1,181,766)	612,948	263,533
Solid Waste	1,271,682	(1,177,958)	93,723	(4,981)
Airport	322,105	(275,818)	46,288	274,144
Golf	71,016	(99,580)	(28,564)	3,250
Water Operating	1,565,575	(1,006,914)	558,661	675,659

NOTE: The Transit Fund is not included as it does not contain any retained earnings